

TUFFALOY BENT TIPS

DOUBLE-BEND, WITH STANDARD NOSE DESIGNS

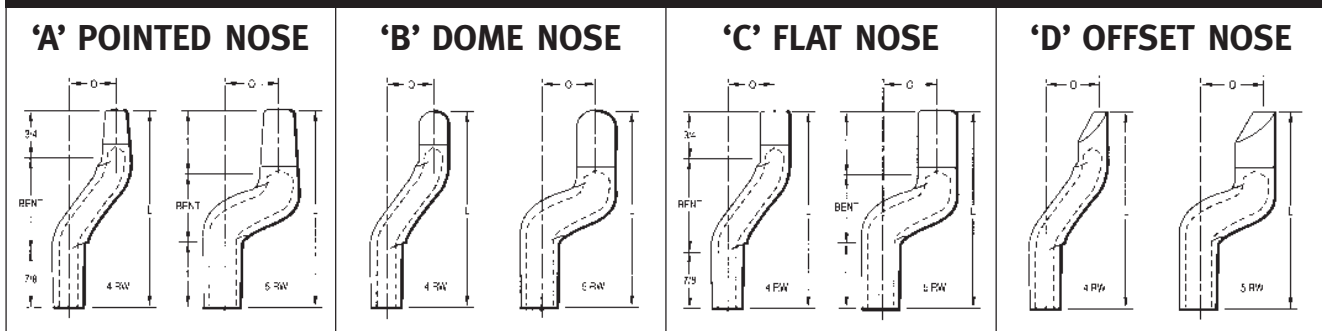
These standard cold-formed tips are bent from straight tips (some after added machining) and have the same hardness and conductivity. They outlast, many times over, the old cast and forged tips of similar geometry, which are impossible to cool adequately.

The table shows a wide range of tips generally available from stock. For sizes not shown, refer to the diagrams and description key at the bottom of the page, and order what you need. All measurements will be accurate. However, over-all length, in 1/8-in. multiples, will be held to within 1/16-in.

Tapers, water holes, and nose designs are the same as the standard straight tips in this catalog. Water tubes can be furnished.

Standard nose designs other than those shown here may be furnished on short order. Follow the "Key to Description", using a 'B' for Dome nose, 'C' for flat nose, 'E' for truncated cone, and 'F' for radius nose.

DOUBLE-BENT, ADDITIONAL NOSE DESIGNS



KEY TO DESCRIPTION

FX-YZLD-O

Example:
FB-1438-16-T

F = Cold-Formed, Double-Bend Tips

X = Nose Type

- A
- B
- C
- D

Y = RWMA Alloy Class

- 1 = Class 1
- 2 = Class 2

Z = RW Taper Number

- 4 = 4RW
- 5 = 5RW

L = Length in inches

Refer to table for availability

D = Additional Length in 16ths

- 3
- 3
- 3

O = Offset in 16ths

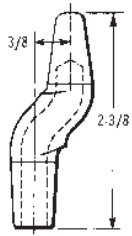
Refer to table for availability

T = With water tubes

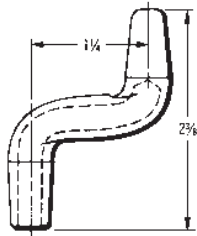
Taper No.	Length	Offset	CLASS 1				CLASS 2			
			FA Pointed Nose		FD Offset Nose		FA Pointed Nose		FD Offset Nose	
			Description	Item No.	Description	Item No.	Description	Item No.	Description	Item No.
3 RW	1-1/2	7/16					FA-2317-8	167-0060		
4 RW	2-3/16	1								
	2-1/4	1/2	FA-1424-8	165-0100			FA-2424-8	167-0100	FD-2423-16	167-2080
	2-1/4	3/4					FA-2424-12	167-0120		
	2-3/8	3/8	FA-1426-6	165-0160			FA-2426-6	167-0160		
	2-3/8	3/4					FA-2426-12	167-0180		
	2-3/8	1-1/4	FA-1426-20	165-0200	FD-1426-20	165-2200	FA-2426-20	167-0200	FD-2426-20	167-2200
	2-1/2	1/2					FA-2428-8	167-0240		
	2-1/2	1	FA-1428-16	165-0280	FD-1428-16	165-2280	FA-2428-16	167-0280	FD-2428-16	167-2280
	2-5/8	3/4	FA-14210-12	165-0320			FA-24210-12	167-0320	FD-24210-12	167-2320
	2-3/4	1/2	FA-14212-8	165-0360			FA-24212-8	167-0360	FD-24212-8	167-2360
	2-3/4	1					FA-24212-16	167-0400		
	2-3/4	1-1/4					FA-24212-20	167-0420		
	2-7/8	3/4					FA-24214-12	167-0430		
	2-7/8	1-1/4	FA-14214-20	165-0460			FA-24214-20	167-0460		
3	1	FA-1430-16	165-0520			FA-2430-16	167-0520			
3-3/8	1-1/4					FA-2436-20	167-0580			
3-1/2	1					FA-2438-16	167-0620			
5 RW	2-1/4	1/2			FD-1524-20	165-3140			FD-2524-8	167-3100
	2-1/4	1-1/4							FD-2524-20	167-3140
	2-3/8	3/8	FA-1526-6	165-1160			FA-2526-6	167-1160	FD-2526-6	167-3160
	2-3/8	3/4			FD-1526-12	165-3180	FA-2526-12	167-1180	FD-2526-12	167-3180
	2-1/2	1/2	FA-1528-8	165-1240			FA-2528-8	167-1240		
	2-1/2	1					FA-2528-16	167-1280		
	2-3/4	1/2	FA-15212-8	165-1360	FD-15212-8	165-3360	FA-25212-8	167-1360	FD-25212-8	167-3360
	2-3/4	3/4					FA-25212-12	167-1380		
	2-3/4	1	FA-15212-16	165-1400	FD-15212-16	165-3400	FA-25212-16	167-1400	FD-25212-16	167-3400
	2-7/8	1					FA-25214-20	167-1440		
	2-7/8	1-1/4	FA-15214-20	165-1460			FA-25214-20	167-1460		
	3	1/2	FA-1530-8	165-1480			FA-2530-8	167-1480	FD-2530-8	167-3480
	3	3/4					FA-2530-12	167-1500		
	3	1-3/4					FA-2530-28	167-1540		
3	1							FD-2530-16	167-3520	
3-1/4	1	FA-1534-16	165-1560			FA-2534-16	167-1560			
3-3/8	3/8			FD-1536-6	165-3570					
3-3/8	1-1/4	FA-1536-20	165-1580	FD-1536-20	165-3580	FA-2536-20	167-1580	FD-2536-20	167-3580	
3-1/2	1/2	FA-1538-8	165-1600			FA-2538-8	167-1600			
3-1/2	1					FA-2538-16	167-1620	FD-2538-16	167-3620	



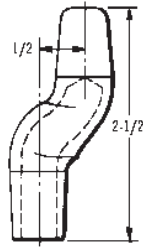
'A' POINTED NOSE



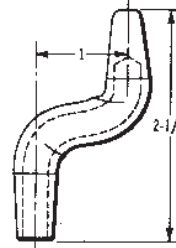
FA-1426-6 FA-2426-6
FA-1526-6 FA-2526-6



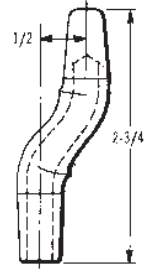
FA-1426-20 FA-2426-20



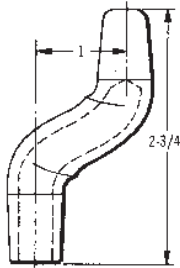
FA-1528-8 FA-2528-8



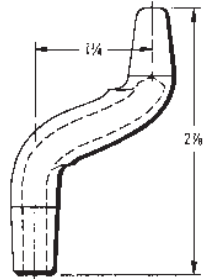
FA-1428-16 FA-2428-16
FA-2528-16



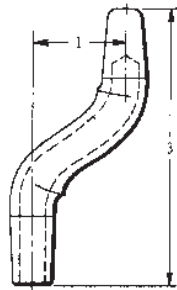
FA-14212-8 FA-24212-8
FA-15212-8 FA-25212-8



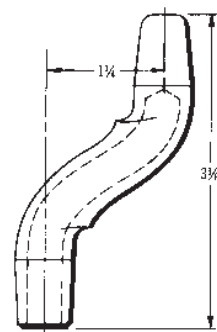
FA-15212-16 FA-25212-16



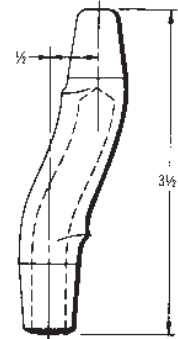
FA-14214-20 FA-24214-20
FA-15214-20 FA-25214-20



FA-1430-16 FA-2430-16

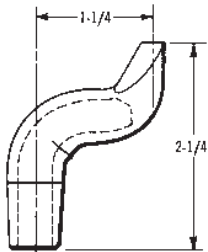


FA-2436-20
FA-1536-20 FA-2436-20

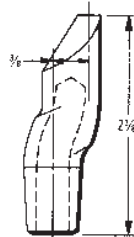


FA-1538-8 FA-2538-8

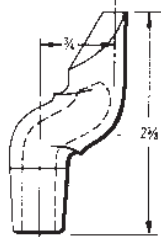
'D' OFFSET NOSE



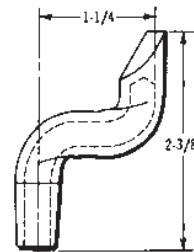
FD-1524-20 FD-2524-20



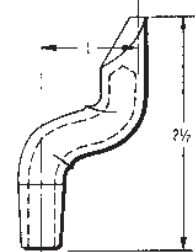
FD-2526-6



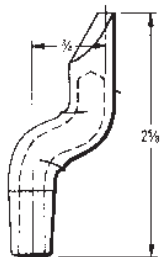
FD-1526-12 FD-2526-12



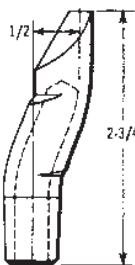
FD-1426-20 FD-2426-20



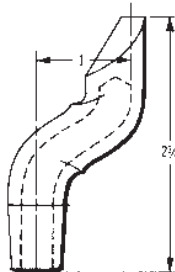
FD-1428-16 FD-2428-16



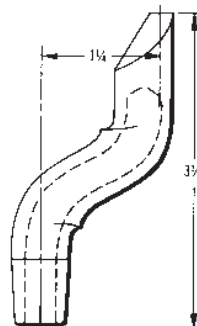
FD-24210-12



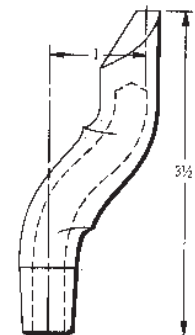
FD-15212-8 FD-25212-8
FD-24212-8



FD-15212-16 FD-25212-16



FD-1536-20 FD-2536-20

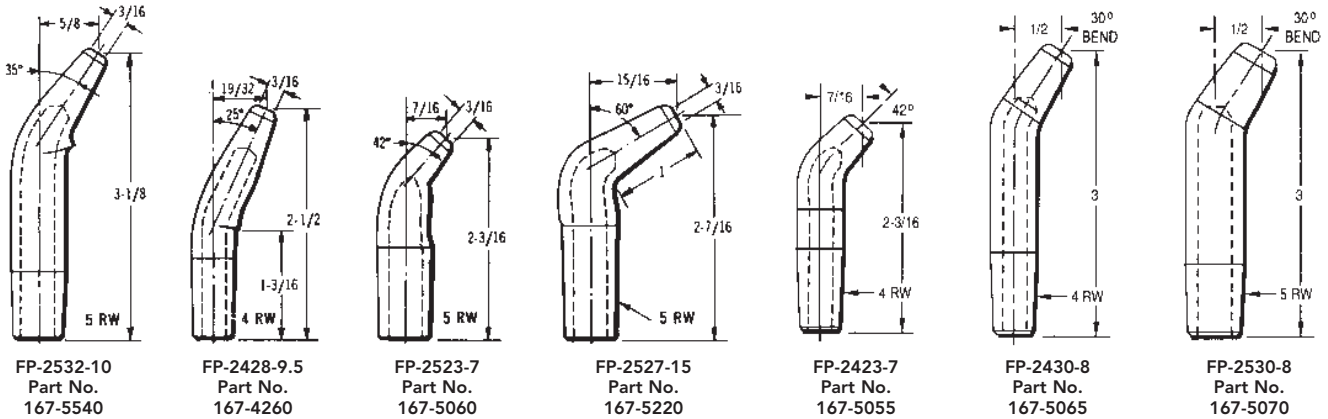


FD-2538-16

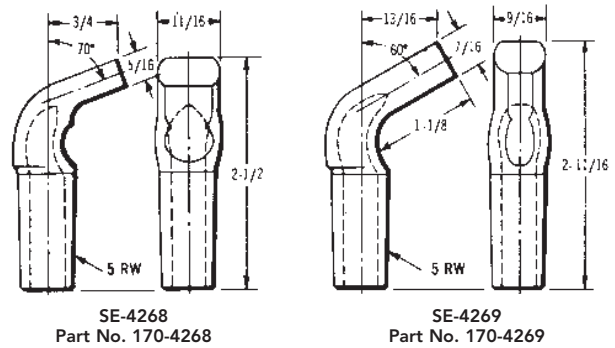


TUFFALO BENT TIPS

SINGLE-BEND TIPS

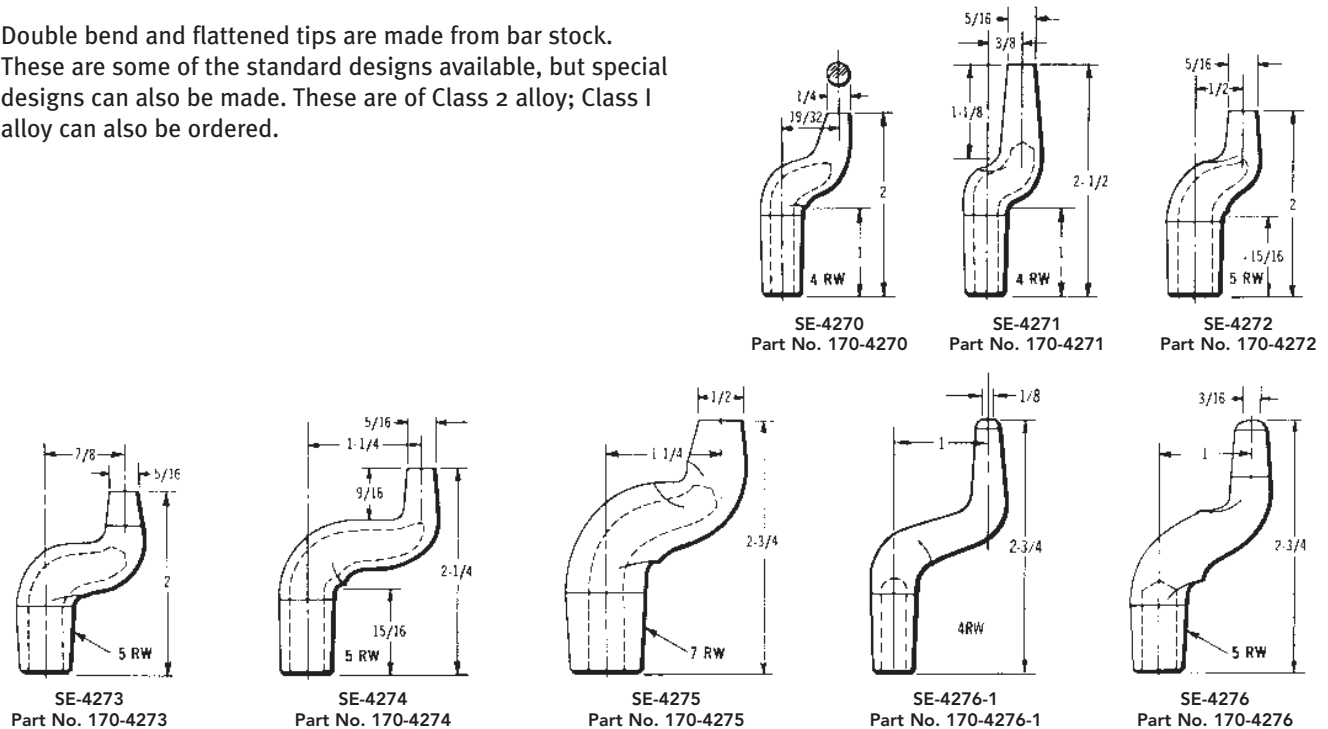


Cold-formed tips with a single bend have standard pointed-nose design. Other single-bend tips with flat noses (below) or other special designed noses and configurations are available on special order. These are of Class 2 alloy; Class I alloy can also be ordered.

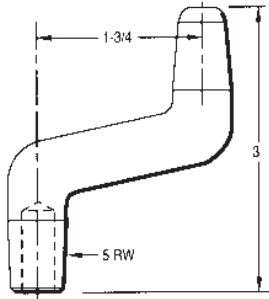


MISCELLANEOUS TIPS

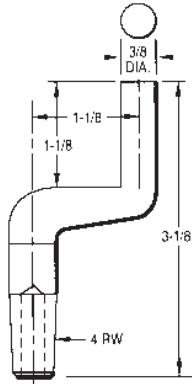
Double bend and flattened tips are made from bar stock. These are some of the standard designs available, but special designs can also be made. These are of Class 2 alloy; Class I alloy can also be ordered.



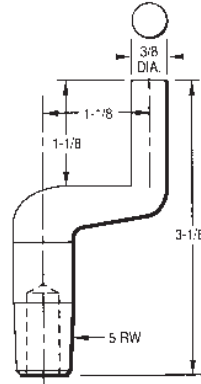
These standard bent tips are in addition to those shown on page 9. They are of class 2 alloy; Other alloys can also be ordered.



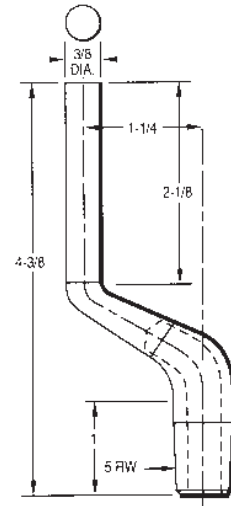
SE-4284 (short water hole)
Part No. 170-4284



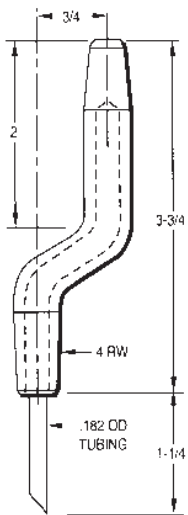
SE-4285
Part No. 170-4285



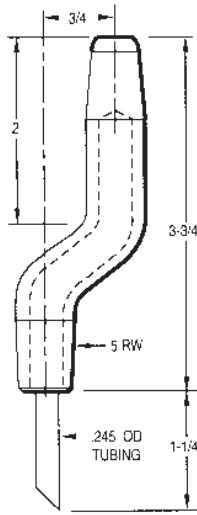
SE-4286
Part No. 170-4286



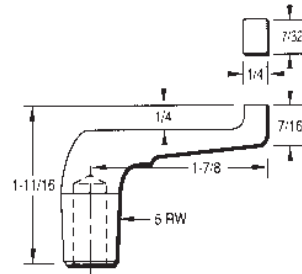
SE-4287
Part No. 170-4287



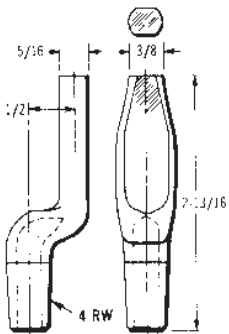
SE-4282
Part No. 170-4282



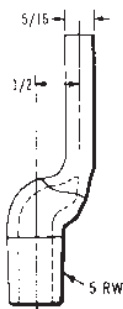
SE-4283
Part No. 170-4283



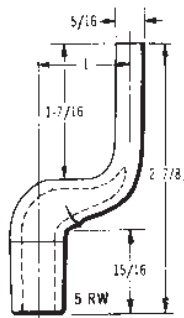
SE-4288
Part No. 170-4288



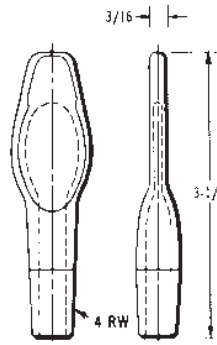
SE-4277
Part No. 170-4277



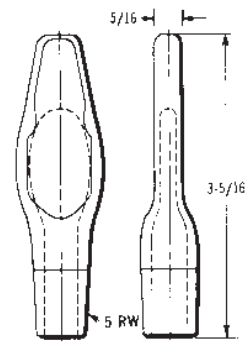
SE-4278
Part No. 170-4278



SE-4279
Part No. 170-4279



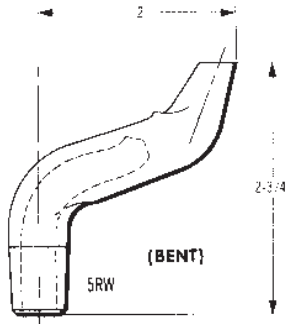
SE-4280
Part No. 170-4280



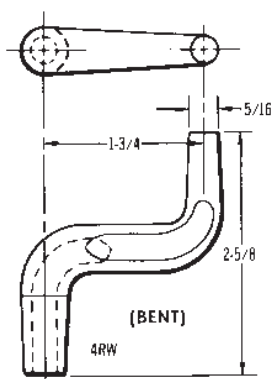
SE-4281
Part No. 170-4281



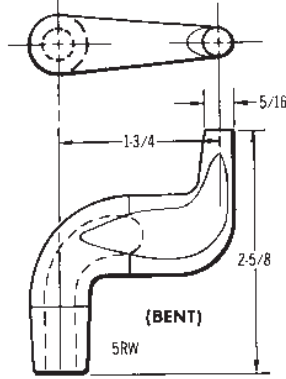
TUFFALO MISCELLANEOUS TIPS



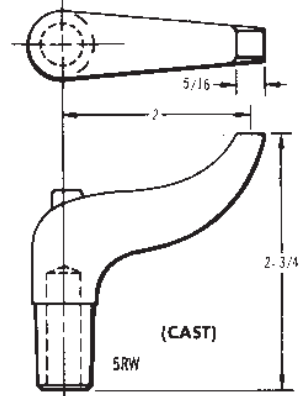
SE-4535
Part No. 186-0520



SE-4089-4
Part No. 170-4090



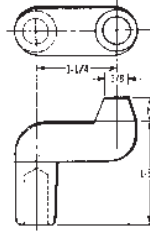
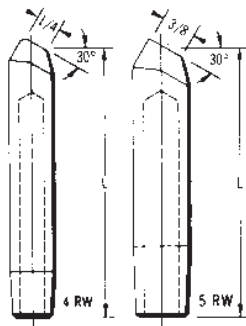
SE-4089-5
Part No. 170-4089



5RW: C-507-5, Part No. 186-0507
4RW: C-507-4, Part No. 186-0508

These straight tips have welding faces angled 30°.

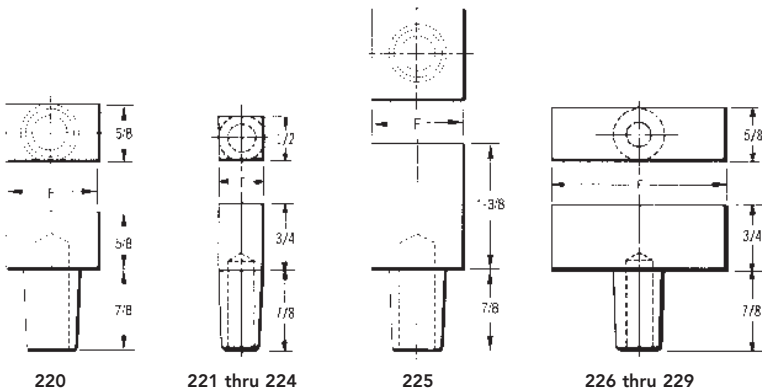
Alloy Class	Taper No.	Length 'L'	Description	Part No.
2	4RW	2	H-2408-30	145-2408
2	4RW	3	H-2412-30	145-2412
2	4RW	4	H-2416-30	145-2416
2	5RW	2	H-2508-30	145-2508
2	5RW	3	H-2512-30	145-2512
2	5RW	4	H-2516-30	145-2516



N-15 thru N-28

Alloy Class	Taper No.	Length 'N'	Description	Part No.
2	4RW	3/8	N-15	186-0015
2	4RW	3/4	N-16	186-0016
2	5RW	3/8	N-27	186-0027
2	5RW	3/4	N-28	186-0028

BACK UP ELECTRODES



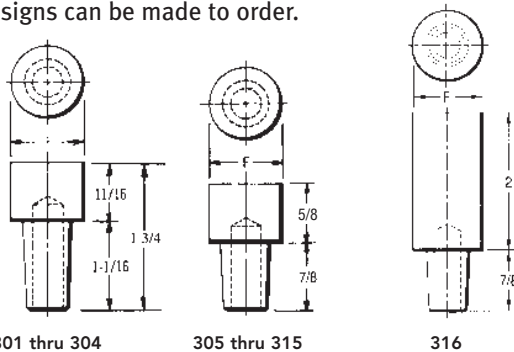
RECTANGULAR FACE

Alloy Class	Taper No.	Face 'F'	Description	Part No.
2	5RW	1	220	186-0220
2	4RW	1/2	221	186-0221
2	4RW	1	223	186-0223
2	5RW	1	224	186-0224
2	5RW	1	225	186-0225
2	5RW	2	226	186-0226
2	4RW	2	227	186-0227
2	5RW	1-1/2	228	186-0228
2	4RW	1-1/2	229	186-0229

ROUND FACE

Alloy Class	Taper No.	Face 'F'	Description	Part No.
2	4RW	7/8	301	186-0301
1	4RW	7/8	302	186-0302
2	5RW	7/8	303	186-0303
1	5RW	7/8	304	186-0304
2	4RW	7/8	305	186-0305
1	4RW	7/8	306	186-0306
2	5RW	7/8	307	186-0307
1	5RW	7/8	308	186-0308
2	4RW	1	309	186-0309
1	4RW	1	310	186-0310
2	5RW	1	311*	186-0311
1	5RW	1	312	186-0312
2	5RW	1-1/4	313*	186-0313
2	5RW	1-1/2	315	186-0315
2	5RW	1	316*	186-0316

These tips are all machined from bar stock. Special designs can be made to order.



*311, 313 and 316 available with Copper Tungsten facings. See pg. 32

Additional Back Up Electrodes with Copper Tungsten Facings – See Page 33

